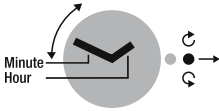


Time Setting

Set



Go



Pull crown to position 2. Turn slowly to correct minutes. Turn quickly to correct hours. Push crown back.

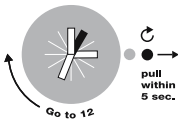
Test/OK



Push crown for 5 secs. If both hands go to 12 o'clock, test is ok. Push crown again and hands go back to time.

Adjustment

Adjust hands/+hour



Adjust hands/+minutes



Touch/Games

Go

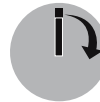


If hands are not exactly at 12 o'clock, pull crown to position 2.

Turn clockwise to readjust hour hand. Turn counterclockwise to readjust minute hand. Push crown back and hands turn back to show time.

Start Game

Touch your Swatch



Hands come together at 12 o'clock and start to rotate at least one full turn.



Hands stop randomly and show the result of your game for some seconds...

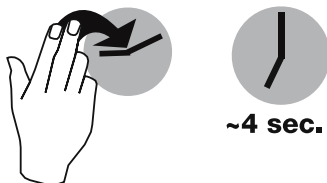
...then, hands turn back to time.

Touch/Alarm/ Bi-timer

Time setting, Test and Adjustment same as Games

Show alarm time

Touch your Swatch.



Hands move to show alarm time for approx. 4 secs.

Stop Alarm



Touch your Swatch to stop alarm.

Alarm on/off

...Change on/off



Show last alarm



Functions/Settings

...Set new alarm



Go



Switch alarm on/off and set alarm time



Press crown and hands go to actual mode on or off. Press crown again to change mode.

Pull crown to position 1 and the hands go to the last alarm time.

To set a new alarm time, turn crown (turn slowly = minutes, turn quickly = hours).

Then push crown back and hands turn back to time and alarm mode will be «on».

Alarm demo

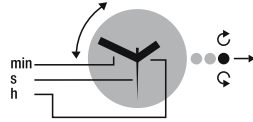


Press crown for 2 secs. to start alarm demo. To stop press crown again.



Time Setting

Set



Go



Pull crown to position 2. Turn slowly to correct minutes. Turn quickly to correct hours. Push crown back.

Display

Touch your Swatch



Loomi on

